

PULLCAST

JEWELRY HARDWARE



LAUF
MATERIALS



THIS IS PULLCAST

WE CRAFT AND SHAPE
UNIQUE DECORATIVE HARDWARE DESIGNS

PullCast was created to fill the void of beauty and authenticity in the world of decorative Hardware. Taking inspiration from nature's grace, the modern world and the history of art, PullCast embodies different styles and aesthetics while maintaining a clear vision and original

pieces of art. Our decorative hardware reveals a sense of distinct and original design, made with lavish techniques that emerged centuries ago. Every creation is engaged with perfection and every accessory is made with mindfulness of functionality and style.

THE ART OF JEWELRY HARDWARE

**BREAKING
FRONTIERS IN
DECORATIVE
HARDWARE
WITH PULLCAST**

PullCast's passion to create the most magnificent jewels for your home is breaking frontiers in Decorative Hardware by cultivating an authentic concept of crafting high-end Jewelry Collectibles hardware pieces. Our artisans are true artists driven by passion and endless talent, ensuring that each piece of hardware is both beautiful and perfectly functional. Our purpose is to reinvent how decorative hardware is perceived, combining unique traditional techniques with bold and exciting designs unleashing the ultimate luxury experience.



**PASSION FOR
CREATING AND
DESIGNING
HANDCRAFTED
PRODUCTS**

Beyond PullCast handcrafts is the powerful fingerprint of our makers. Our crafts mastery is possible by the endless inspiration of our artisans in the world around, combined with their knowledge of antique techniques that make our hardware unique and inimitable. The essence of our unique timeless pieces exists because of a communion between rare and antique heritage and craftsmanship with the most precious materials, creating innovative design to stand up with function and durability and grace of a beautiful interior project.

**STRONG
UNIQUE
DECORATIVE
ORIGINAL**

Expect to find a truly inspiring and deluxe aesthetic and design approach in our Exclusive Collections. PullCast's Designs express an innovative jewelry concept for decorative hardware while honoring heritage and handcrafts. Our designers and artists are passionate voyagers, blending diverse and distinct worlds with artistry and excellence into our cabinet and door hardware. Our purpose is to provide extraordinary and unique timeless pieces to our customers that embody art, diligence, passion, exquisite taste, innovation, and everlasting feeling.



PULLCAST STYLE, TIMELESS CREATIONS

COMBINING JEWELLERY WITH DECORATIVE HARDWARE

At the heart of PullCast Jewelry Hardware lies a desire to unveil authentic and original objects of art. Driven by the quest of disrupting the idea of Decorative Hardware, we are creating a high-end experience with a strong commitment to quality and our pieces mirror a clear vision of timeless beauty, intended to enhance, not define, the unique style of a home. PullCast takes pride in pursuing the heritage of craft with refinement, achieving beautiful, durable, timeless hardware using both modern and time-tested traditions.





**A THOROUGH QUEST
FOR EXCELLENCE,
LEADING TO
SUBLIME
HANDCRAFTED
OBJECTS OF ART AND
TIMELESS PIECES**

FINEST CRAFTSMANSHIP

THE PERFECT
UNION BETWEEN
PRECIOUS
MATERIALS AND
THE HAND OF MAN

Made with the most precious materials, rare components, and techniques, our crafts mastery is possible by the endless inspiration from our artisans and our thorough quest for excellence. By collecting such rich ingredients we serve the demand for top-quality customizable door & cabinet hardware for fine homes with pieces that exude harmony and exquisiteness, and achieve sublime handcrafted objects of art with the most exquisite materials. At the hands of the talented craftsmen and the most pure matter, we create collections of jewelry hardware that last forever, in style and in time.



**DISRUPTING
DECORATIVE
HARDWARE INTO
SUBLIME
OBJECTS OF ART**

PullCast's unparalleled craftsmanship is made in Portugal, a rare treasure of a land for craftsmanship mastery, wise artisans and craftspeople. Our absolute understanding of the product, our unique aesthetics, while always maintaining an unparalleled focus on functionality is a product of effort, study and open-minded group of artisans, designers, artists, and marketers, who work together to find interesting and brilliant inspirations every day. Every step is leading us towards an undeniably and imminent jewelry concept in the hardware industry, capable of disrupting decorative hardware into Sublime objects of art that result in the most precious pieces for your furniture designs, delighting most styles and needs with exclusive statement pieces.





PERFECTION SHAPED BY HUMAN HANDS

EARTH COLLECTION

NATURE'S UNIQUE FORMS & TEXTURES

A statement for an adventurous and organic style

EARTH
COLLECTION



KESYA
EA1009
DOOR PULL



KESYA
EA1010
DOOR PULL



COMB
EA1021
CABINET HANDLE



COMB
EA1022
DRAWER HANDLE



COMB
EA1023
DRAWER HANDLE



COMB
EA1024
DRAWER HANDLE



FLOW
Ea1039
DOOR PULL



FLOW
EA1057
DOOR PULL



KERMA
EA1028R
DOOR PULL



KERMA
EA1029L
DOOR PULL

EARTH

COLLECTION



KESYA

REF: EA1009

DESCRIPTION

Portraying a coming back to the roots and evoking prosperity. Our inspiration was drawn from the very uneven texture of the berk pine tree, known by its endless evergreen. A distinguished drawer handle, enabling you to create a sculptural scheme in your furniture designs.

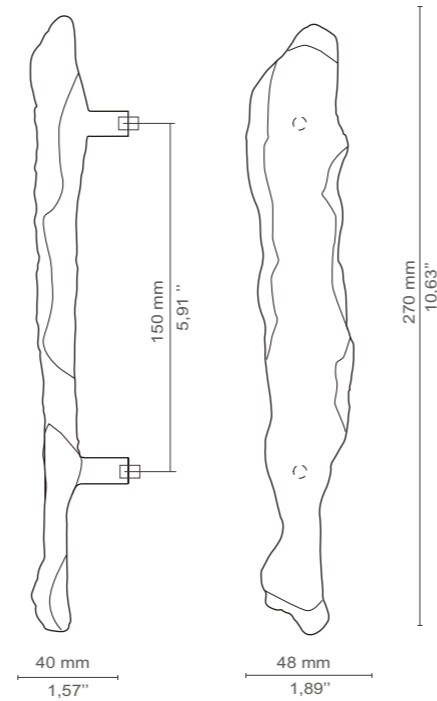

MATERIAL
Brass

FINISHES
Polished brass (Also available in Aged & Brushed brass)

DIMENSIONS
Height: 270 mm | 10,63 in
Length: 48 mm | 1,89 in
Depth: 40 mm | 1,57 in

WEIGHT
888 g / 1,96 Lbs

FIXING SYSTEM
M5 Screws



EARTH

COLLECTION

KESYA

REF: EA1010

DESCRIPTION

Portraying a coming back to the roots and evoking prosperity. Our inspiration was drawn from the very uneven texture of the berk pine tree, known by its endless evergreen. A distinguished drawer handle, enabling you to create a sculptural scheme in your furniture designs.

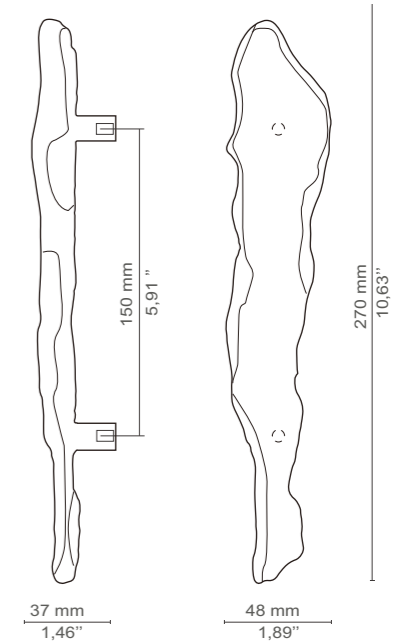
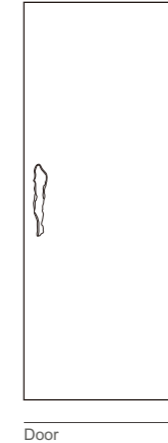
MATERIAL
Brass

FINISHES
Polished brass (Also available in Aged & Brushed brass)

DIMENSIONS
Height: 270 mm | 10,60 in
Length: 48 mm | 1,89 in
Depth: 37 mm | 1,46 in

WEIGHT
880 g / 1,94 Lbs

FIXING SYSTEM
M5 Screws





EA1021

H: 74 mm | 2,91" L: 84 mm | 3,31" D: 24 mm | 0,94"

MATERIALS: Brass

FINISHES: Polished Brass
(Also available in Aged Brass, Brushed Brass,
Aluminium with Patina)

WEIGHT: 303 g / 0,67 Lbs

FIXING SYSTEM: Screws M5



EA1022

H: 64 mm | 2,52" L: 68 mm | 2,68" D: 21 mm | 0,83"

MATERIALS: Brass

FINISHES: Polished Brass
(Also available in Polished & Brushed brass)

WEIGHT: 186 g / 0,41 Lbs

FIXING SYSTEM: Screws M5



EA1023

H: 48 mm | 1,89" L: 56 mm | 2,20" D: 25 mm | 0,98"

MATERIALS: Brass

FINISHES: Polished Brass
(Also available in Polished & Brushed brass)

WEIGHT: 100 g / 0,22 Lbs

FIXING SYSTEM: Screws M5



EA1024

H: 45 mm | 1,77" L: 45 mm | 1,77" D: 30 mm | 1,18"

MATERIALS: Brass

FINISHES: Polished Brass
(Also available in Polished & Brushed brass)

WEIGHT: 70 g / 0,15 Lbs

FIXING SYSTEM: Screws M5

COMB FAMILY

Our inspiration took part on one of the most aesthetically pleasing sights in nature, the Honeycombs Phenomenon. marvelled by the angular perfection that bees can form, we have drawn a circle shape, a perfect form completely in harmony with nature. The perfect collection for your door or furniture designs.





COMB

REF: EA1021

DESCRIPTION

Our inspiration took part on one of the most aesthetically pleasing sights in nature, the Honeycombs Phenomenon. Marvelled by the angular perfection that bees can form, we have drawn a circle shape, a perfect form completely in harmony with nature. A door handle perfect for your furniture designs.

MATERIAL

Brass

FINISHES

Aged brass (Also available in Polished & Brushed brass)

DIMENSIONS

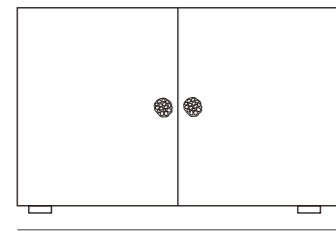
Height: 74 mm | 2,91 in
Length: 84 mm | 3,31 in
Depth: 24 mm | 0,94 in

WEIGHT

303 g / 0,68 Lbs

FIXING SYSTEM


M5 Screws



Cabinet



24 mm
0,94"



84 mm
3,31"

74 mm
2,91"

COMB

REF: EA1022

DIMENSIONS

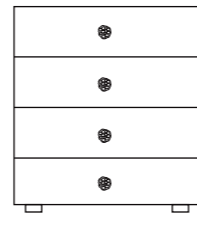
Height: 64 mm | 2,52 in
Length: 68 mm | 2,68 in
Depth: 21 mm | 0,83 in

WEIGHT

186 g / 0,41 Lbs

FIXING SYSTEM

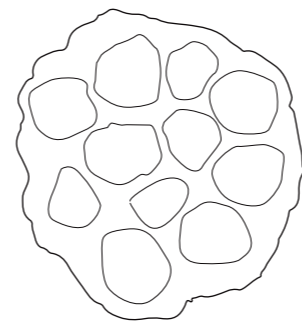
M5 Screws



Drawer



21 mm
0,83"



68 mm
2,68"

64 mm
2,52"



COMB

REF: EA1023

DIMENSIONS

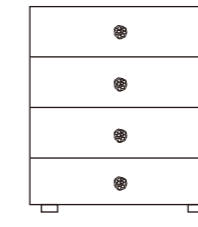
Height: 48 mm | 1,89 in
Length: 56 mm | 2,20 in
Depth: 25 mm | 0,98 in

WEIGHT

100 g / 0,22 Lbs

FIXING SYSTEM

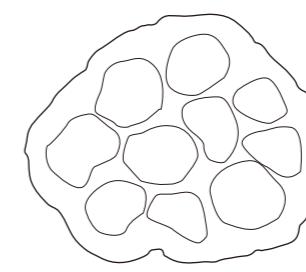
M5 Screws



Drawer




25 mm
0,98"



56 mm
2,20"

48 mm
1,89"



COMB

REF: EA1024

DIMENSIONS

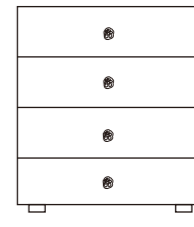
Height: 45 mm | 1,77 in
Length: 40 mm | 1,57 in
Depth: 30 mm | 1,18 in

WEIGHT

70 g / 0,15 Lbs

FIXING SYSTEM


M5 Screws



Drawer



30 mm
1,18"



40 mm
1,57"

45 mm
1,77"

EARTH

COLLECTION



FLOW

REF: EA1039 R

DESCRIPTION

Possessing a natural and invigorating way of movement, Flow mid size door pull presents an organic shape decoding sophistication and personality. The perfect addition to door designs, enhancing any ambience with it's strong character.

MATERIAL

Brass

FINISHES

Polishedbrass (Also available in Aged & Brushed brass)

DIMENSIONS

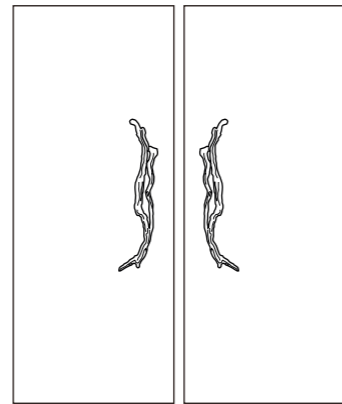
Height: 515 mm | 20,28 in
Length: 105 mm | 4,13 in
Depth: 40 mm | 1,57 in

WEIGHT

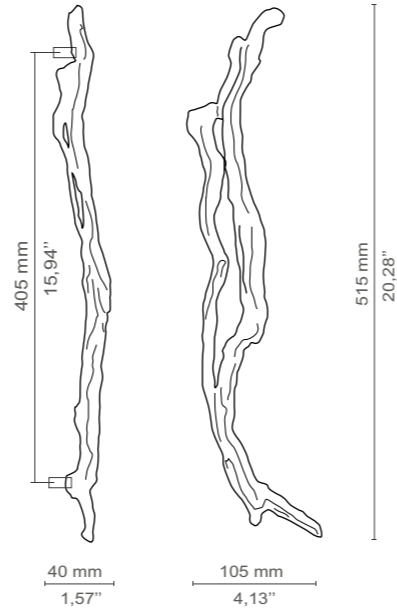
1563 g / 3,45 Lbs

FIXING SYSTEM

M6 Screws



Door



EARTH

COLLECTION

FLOW

REF: EA1039 L

DESCRIPTION

Possessing a natural and invigorating way of movement, Flow mid size door pull presents an organic shape decoding sophistication and personality. The perfect addition to door designs, enhancing any ambience with it's strong character.

MATERIAL

Brass

FINISHES

Polishedbrass (Also available in Aged & Brushed brass)

DIMENSIONS

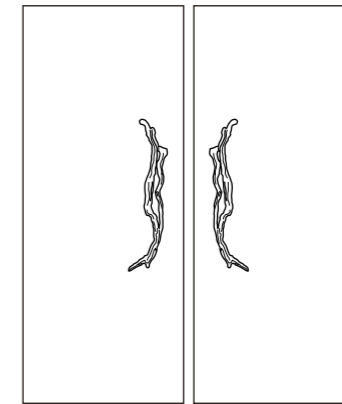
Height: 515 mm | 20,28 in
Length: 105 mm | 4,13 in
Depth: 40 mm | 1,57 in

WEIGHT

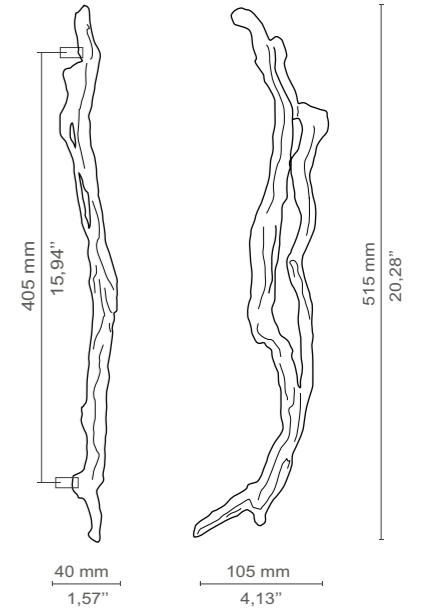
1563 g / 3,45 Lbs

FIXING SYSTEM

M6 Screws



Door



EARTH

COLLECTION



FLOW

REF: EA1057R

DESCRIPTION

Possessing a natural and invigorating way of movement, Flow mid size door pull presents an organic shape decoding sophistication and personality. The perfect addition to door designs, enhancing any ambience with it's strong character.

MATERIAL

Brass

FINISHES

Polished brass (Also available in Aged & Brushed brass)

DIMENSIONS

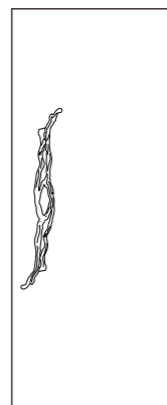
Height: 800 mm | 31,50 in
Length: 100 mm | 3,94 in
Depth: 70 mm | 2,76 in

WEIGHT

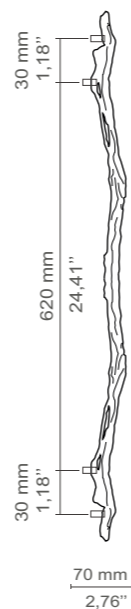
2922 g / 6,44 Lbs

FIXING SYSTEM

M5 Screws



Door



EARTH

COLLECTION

FLOW

REF: EA1057L

DESCRIPTION

Possessing a natural and invigorating way of movement, Flow mid size door pull presents an organic shape decoding sophistication and personality. The perfect addition to door designs, enhancing any ambience with it's strong character.

MATERIAL

Brass

FINISHES

Polished brass (Also available in Aged & Brushed brass)

DIMENSIONS

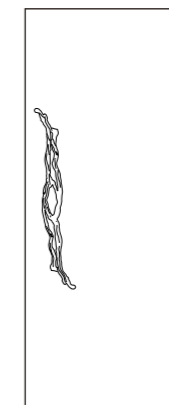
Height: 800 mm | 31,50 in
Length: 100 mm | 3,94 in
Depth: 70 mm | 2,76 in

WEIGHT

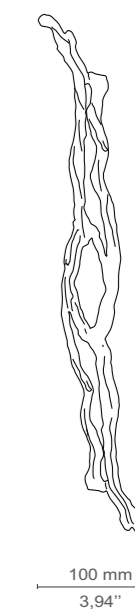
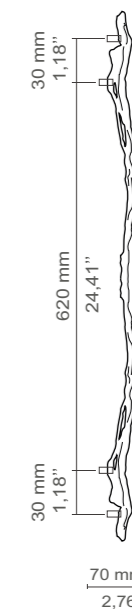
2922 g / 6,44 Lbs

FIXING SYSTEM

M5 Screws



Door



EARTH

COLLECTION

KERMA

REF: EA1028 R

DESCRIPTION

Drawn by the wisdom, longevity and persistence reflected in Kermantie Queen, the tallest tree in Australia. This middle size door pull is authentic in its forms and presents a unique character in its textures. A fierce door pull for your door designs.

MATERIAL

Brass

FINISHES

Aged brass (Also available in Polished & Brushed brass)

DIMENSIONS

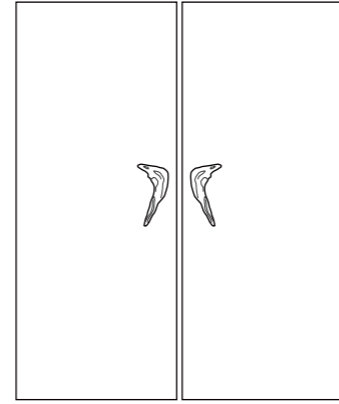
Height: 260 mm | 10,24 in
Length: 115 mm | 4,53 in
Depth: 80 mm | 3,15 in

WEIGHT

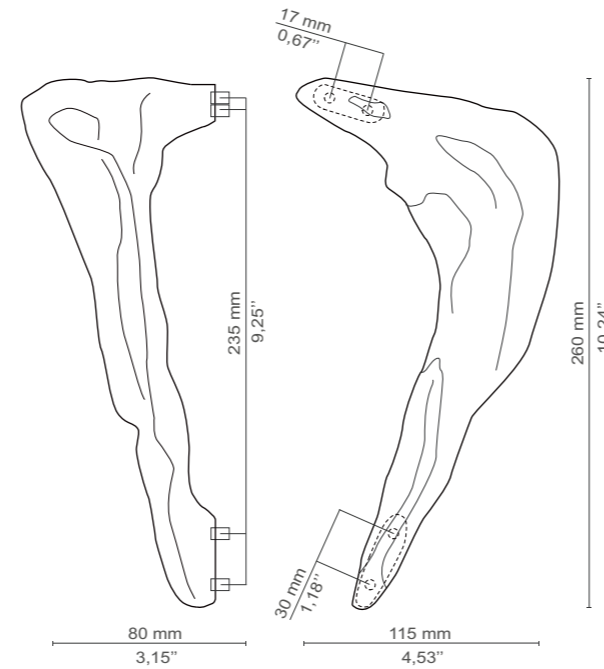
1745 g / 3,85 Lbs

FIXING SYSTEM

M5 Screws



Door



EARTH

COLLECTION

KERMA

REF: EA1029 L

DESCRIPTION

Drawn by the wisdom, longevity and persistence reflected in Kermantie Queen, the tallest tree in Australia. This middle size door pull is authentic in its forms and presents a unique character in its textures. A fierce door pull for your door designs.

MATERIAL

Brass

FINISHES

Aged brass (Also available in Polished & Brushed brass)

DIMENSIONS

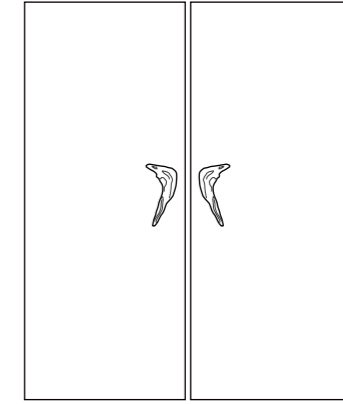
Height: 260 mm | 10,24 in
Length: 115 mm | 4,53 in
Depth: 80 mm | 3,15 in

WEIGHT

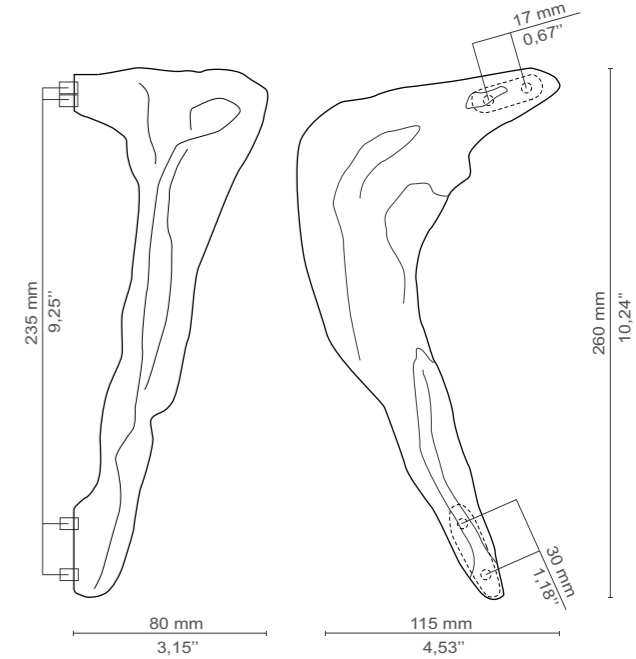
1745 g / 3,85 Lbs

FIXING SYSTEM

M5 Screws



Door





KESYA
EA1001
Drawer Handle



KESYA
EA1002
Drawer Handle



KESYA
EA1003
Drawer Handle



KESYA
EA1004
Drawer Handle



KESYA
EA1005
Drawer Handle



KESYA
EA1006
Drawer Handle



KESYA
EA1007
Drawer Handle



COMB
EA1021
Cabinet Handle



COMB
EA1022
Drawer Handle



COMB
EA1023
Drawer Handle



COMB
EA1024
Drawer Handle



COMB
EA1049
Door Knob



COMB
EA1069
Cabinet Handle/Door Pull



COMB
EA1082
Drawer Handle



KESYA
EA1008
Cabinet Handle



KESYA
EA1009
Door Pull



KESYA
EA1010
Door Pull



KESYA
EA1017
Drawer Handle



KESYA
EA1063
Cabinet Handle



KESYA
EA1066R/EA1066L
Cabinet Handle



KESYA
EA1074R/EA1074L
Door Lever



COMB
EA1083
Door Knob



CATHA
EA1016
Drawer Handle



CATHA
EA1020
Drawer Handle



OAK
EA1018
Drawer Handle



MAPLE
EA1019
Drawer Handle



KERMA
EA1028
Door Pull



KERMA
EA1029
Door Pull



KESYA
EA1076
Door Pull



KESYA
EA1077
Door Pull



NOUVEAU
EA1012
Drawer Handle



NOUVEAU
EA1013
Cabinet Handle



NOUVEAU
EA1014
Drawer Handle



NOUVEAU
EA1015
Cabinet/Drawer Handle



NOUVEAU
EA1051
Door Pull



NILE
EA1030
Drawer Handle



LIMB
EA1056R/EA1056L
Door Pull



LIMB
EA1025
Door Pull



LIMB
EA1026R/EA1026L
Door Pull



LIMB
EA1027
Drawer Handle



LIMB
EA1050R/EA1050L
Door Lever



LIMB
EA1079
Drawer Handle



FUNGI
EA1031
Drawer Handle



FUNGI
EA1032
Drawer Handle



FUNGI
EA1033
Drawer Handle



FUNGI
EA1034
Drawer Handle



FUNGI
EA1035
Drawer Handle



FLOW
EA1039R/EA1039L
Door Pull



FLOW
EA1057
Door Pull



SHIN
EA1073
Door Pull



KANO
EA1070
Door Pull



KANO
EA1071R/ EA1071L
Door Pull



JALO
EA1054
Door Pull



JALO
EA1055
Cabinet Handle



JALO
EA1075
Cabinet Handle



JALO
EA1081R/EA1081L
Door Lever



KNOT
EA1037
Drawer Handle




FLUX
EA1042
Drawer Handle



ACORN
EA1041
Drawer Handle



ACORN
EA1078
Cabinet Handle



LEAF
EA1052
Cabinet Handle/Door Pull



LEAF
EA1053
Door Pull



STRELITZIA
EA1061R/EA1061L
Door Pull



WHIKO
EA1080
Drawer Handle



METEOR
EA1048
Door Knob



SONORAN
EA1040
Door Pull



SONORAN
EA1045
Drawer/Cabinet Handle



SONORAN
EA1046
Drawer Handle



TWIG
EA1044
Door Pull



TWIG
EA1047
Door Pull



DUNE
EA1060
Door Pull

OCEAN COLLECTION

DELICATE AND ELEGANT SHAPES FROM THE SEA

Nature's creations turned into exquisite designs

OCEAN COLLECTION



CAVIAR
OC2007
DRAWER HANDLE



CAVIAR
OC2032
DRAWER HANDLE



TOILE
OC2020
CABINET & DOOR PULL



CODIUM
OC2018
DRAWER HANDLE



CODIUM
OC2006
DRAWER HANDLE



KARPA
OC2028
CABINET HANDLE



KARPA
OC2029
CABINET HANDLE
Pair 343,00 €

OCEAN
COLLECTION



CAVIAR

REF: OC2007

DESCRIPTION

Inspired in a world-renown delicacy, harvested from sturgeon and found in the Caspian Sea, our Caviar drawer handle portraits mysticism, exuberance and luxury in your cabinet hardware choices. With Caviar furniture drawer handle, you can uniquely articulate with divers aesthetics, a perfect add-on to a perfect mix and match in your furniture designs.

MATERIAL

Brass

FINISHES

Polished brass (Also available in Aged & Brushed brass)

DIMENSIONS

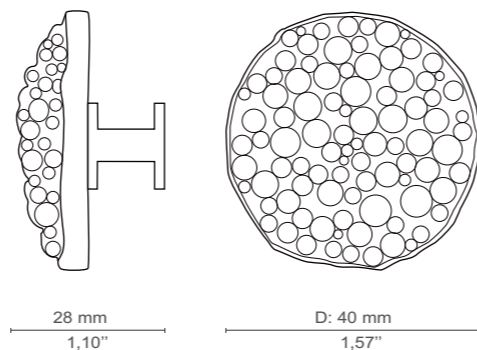
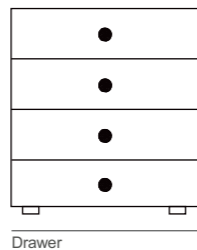
Diam: 40 mm | 1,57 in
Depth: 28 mm | 1,10 in

WEIGHT

87,1 g / 0,19 Lbs

FIXING SYSTEM

M5 Screws



OCEAN
COLLECTION



CAVIAR

REF: OC2032

DESCRIPTION

Harvested from sturgeon and found in the Caspian Sea, our Caviar drawer handle is inspired by the world-renown delicacy. Portraying mysticism, exuberance and luxury, with Caviar furniture drawer handle, you can uniquely articulate with divers aesthetics, a perfect add-on to mix and match in your furniture designs.

MATERIAL

Brass

FINISHES

Polished brass (Also available in Aged & Brushed brass)

Dimensions

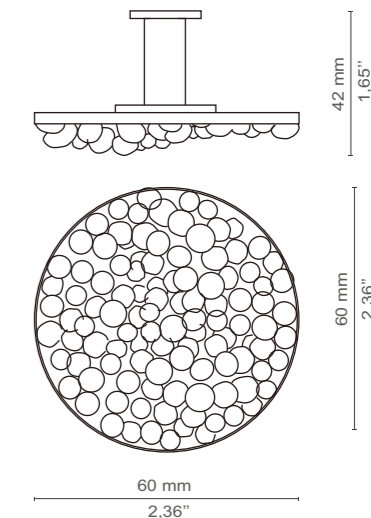
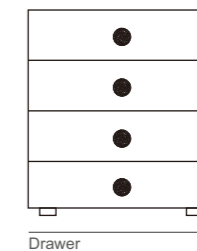
Diameter: 60mm | 2,36in
Depth: 42mm | 1,65in

WEIGHT

172 g / 0,38 Lbs

FIXING SYSTEM

M6 Screws





TOILE

REF: OC2020

DESCRIPTION

With one deep dive you can feel instant fascination by the mysterious beauty underwater. Inspired by the reef corals, there is gracefulness, levity and roughness in Toile furniture door handle. Toile series gives space for the set-up in different aesthetics. A great sense of functionality and art in Door Hardware.

MATERIAL

Brass

FINISHES

Polished brass (Also available in Aged & Brushed Brass)

DIMENSIONS

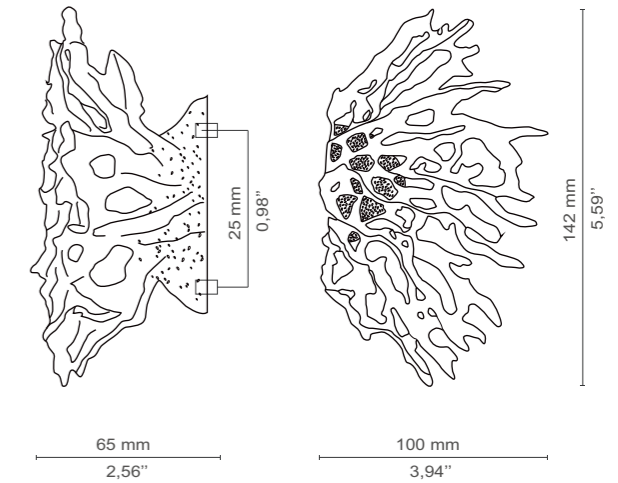
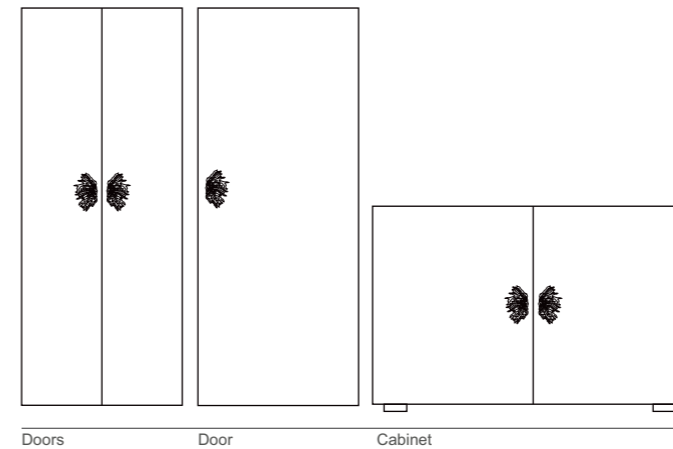
Height: 142 mm | 5,59 in
Length: 100 mm | 3,94 in
Depth: 65 mm | 2,56 in

WEIGHT

271,6 g / 0,60 Lbs

FIXING SYSTEM

M5 Screws



OCEAN COLLECTION



CODIUM

REF: OC2006

DESCRIPTION

The ocean is wide and wavering, he keeps unique and beautiful secrets. Dipped in blue waters, our Codium furniture drawer handle is delicate and authentic, a fetching detail to any drawer, cupboard or wardrobe, for cabinet hardware.

MATERIAL

Brass

FINISHES

Polished brass (Also available in Aged & Brushed Brass)

DIMENSIONS

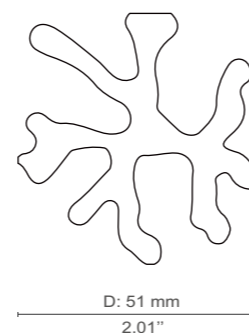
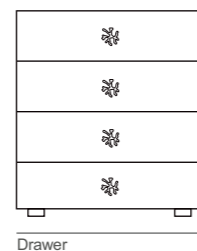
Diam: 51 mm | 2,01 in
Depth: 45 mm | 1, 77 in

WEIGHT

41 g / 0,09 Lbs

FIXING SYSTEM

M5 Scr ews



OCEAN COLLECTION

CODIUM

REF: OC2018

DESCRIPTION

The ocean is wide and wavering, he keeps unique and beautiful secrets. Dipped in blue waters, our Codium furniture drawer handle is delicate and authentic, a fetching detail to any drawer, cupboard or wardrobe, for cabinet hardware.

MATERIAL

Brass & Pearl

FINISHES

Aged brass (Also available in Polished & Brushed brass)

DIMENSIONS


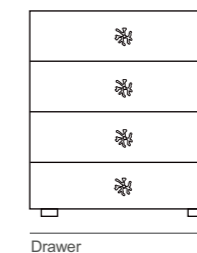
Diam: 51 mm | 2,01 in
Depth: 45 mm | 1, 77 in

WEIGHT

41 g / 0,09 Lbs

FIXING SYSTEM

M5 Scr ews



OCEAN COLLECTION



KARPA

REF:OC10064

DESCRIPTION

Just like the Scale of the Carps, our Karpa Handles are bright and shiny, very eye-catching and attractive to complement any cabinet design. In awe of the Carp symbolism we created this piece as an ideal of persistence, courage, and strength, an accessory with meaning in interior Design.

MATERIAL

Brass

FINISHES

Polished brass (Also available in Aged & Brushed brass)

Dimensions

Height: 140 mm | 5,51 in

Length: 84 mm | 3,31 in

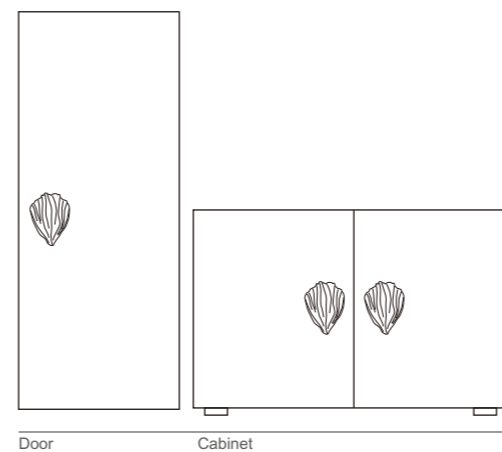
Depth : 44 mm | 1,73 in

WEIGHT

140g / 0,31 Lbs

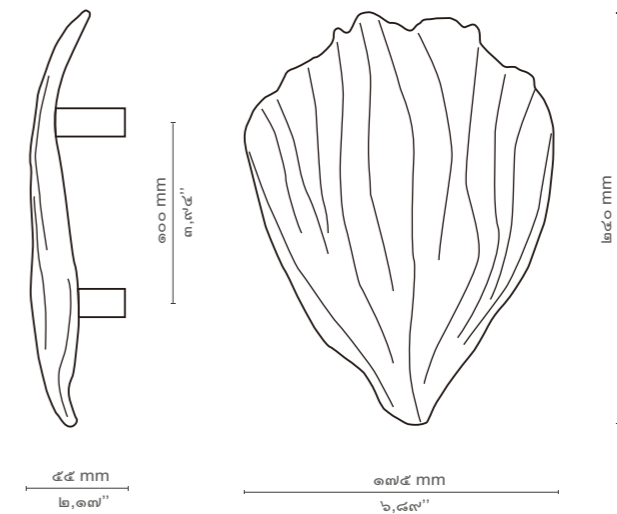
FIXING SYSTEM

M4 Screws



Door

Cabinet



44 mm
1,73"

84 mm
3,31"

140 mm
5,51"

OCEAN COLLECTION

KARPA

REF:OC2029L

DESCRIPTION

Just like the Scale of the Carps, our Karpa Handles are bright and shiny, very eye-catching and attractive to complement any cabinet design. In awe of the Carp symbolism we created this piece as an ideal of persistence, courage, and strength, an accessory with meaning in interior Design.

MATERIAL

Brass

FINISHES

Polished brass (Also available in Aged & Brushed brass)

Dimensions

Height: 240 mm | 9,45 in

Length: 95 mm | 3,74 in

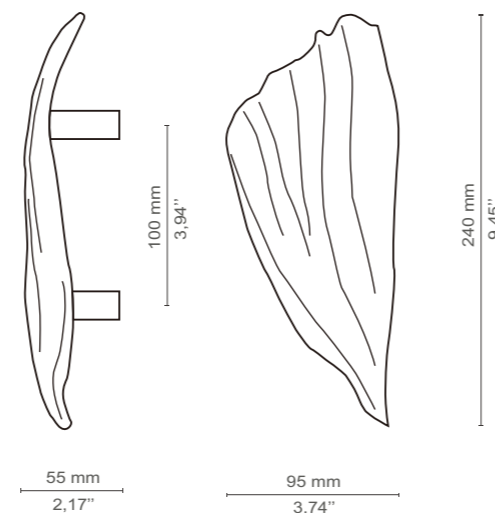
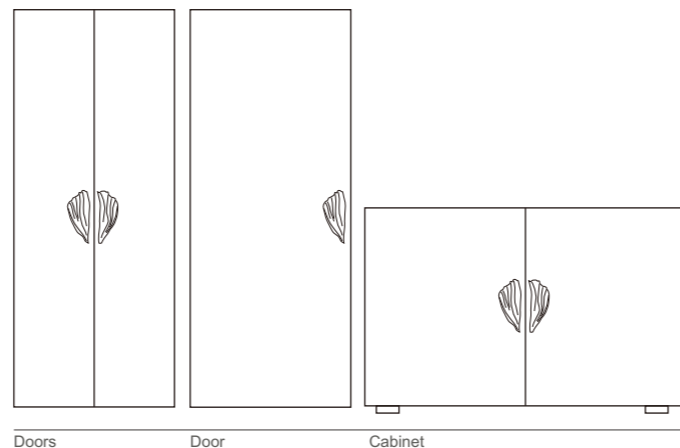
Depth : 55 mm | 2,17 in

WEIGHT

770 g / 1,70 Lbs

FIXING SYSTEM

M5 Screws



OCEAN COLLECTION

KARPA

REF:OC2029R

DESCRIPTION

Just like the Scale of the Carps, our Karpa Handles are bright and shiny, very eye-catching and attractive to complement any cabinet design. In awe of the Carp symbolism we created this piece as an ideal of persistence, courage, and strength, an accessory with meaning in interior Design.

MATERIAL

Brass

FINISHES

Polished brass (Also available in Aged & Brushed brass)

Dimensions

Height: 240 mm | 9,45 in

Length: 95 mm | 3,74 in

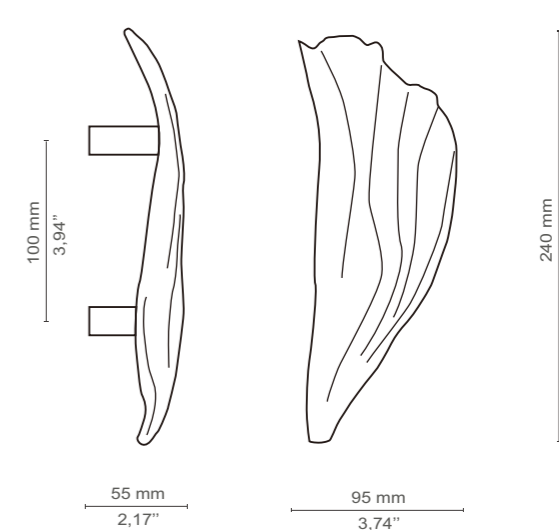
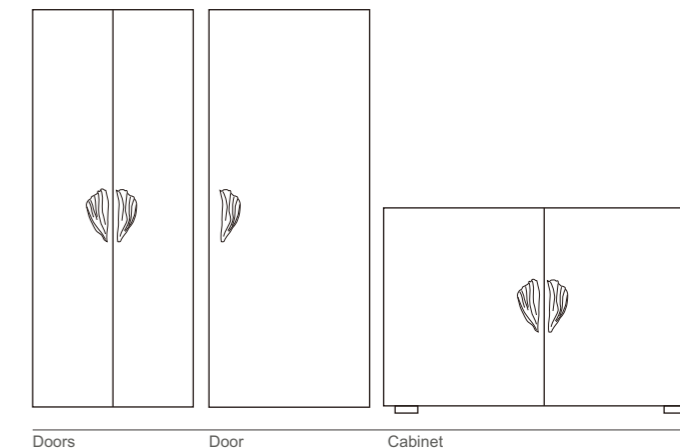
Depth : 55 mm | 2,17 in

WEIGHT

770 g / 1,70 Lbs

FIXING SYSTEM

M5 Screws





OCTO
OC2008
Drawer Handle



OCTO
OC2009
Drawer Handle



OCTO
OC2010
Drawer Handle



OCTO
OC2031
Door Knob



LINCKIA
OC2011
Drawer Handle



LINCKIA
OC2012
Drawer Handle



LINCKIA
OC2013
Drawer Handle



URCHIN
OC2014
Drawer Handle



URCHIN
OC2015
Drawer Handle



URCHIN
OC2016
Drawer Handle



URCHIN
OC2026
Drawer Handle



CAVIAR
OC2007
Drawer Handle



CAVIAR
OC2023
Drawer Handle



CAVIAR
OC2032
Drawer Handle



CAVIAR
OC2033
Drawer Handle



CAVIAR
OC2034
Cabinet Handle



NATICA
OC2001
Drawer Handle



NATICA
OC2002
Cabinet Handle



NATICA
OC2003
Drawer Handle



NATICA
OC2004
Drawer Handle



NATICA
OC2022
Drawer Handle



CORALO
OC2019
Drawer Handle



MUSSA
OC2017
Drawer Handle



PEBBLE
OC2005
Drawer Handle



TOILE
OC2020
Cabinet Handle



TOILE
OC2024R/OC2024L
Door Lever



TOILE
OC2025
Drawer Handle



TURTLE
OC2021
Drawer Handle



CODIUM
OC2018
Drawer Handle



CODIUM
OC2006
Drawer Handle



KARPA
OC2028
Cabinet Handle



KARPA
OC2029R/OC2029L
Cabinet Handle



BELIZE
OC2035
Drawer Handle



BELIZE
OC2036
Drawer Handle



BELIZE
OC2037
Cabinet Handle



COSMOPOLITAN COLLECTION

A SOPHISTICATED AND ARCHITECTURAL CONCEPT

A touch of the modern world, full of innovative design



SKYLINE
CM3001
CABINET HANDLE



SKYLINE
CM3002
DRAWER HANDLE



SKYLINE
CM3058
DRAWER HANDLE



INFINITY
CM3015
DRAWER HANDLE



POKÉ
CM3040
CABINET HANDLE



POKÉ
CM3042
DRAWER HANDLE



BARUKA
CM3039
CABINET HANDLE



BARUKA
CM3044
DRAWER HANDLE



BARUKA
CM3021
CABINET HANDLE



ERGOS
CM3010
DRAWER HANDLE



ERGOS
CM3011
DRAWER HANDLE



KARAT
CM3006
DRAWER HANDLE



KARAT
CM3012
DRAWER HANDLE

COSMOPOLITAN COLLECTION



SKYLINE FAMILY

For any major metropolis, beauty is a precious backdrop even to appreciate things from afar. Skylines are the city's profile, an iconic symbol, and just like our furniture door and drawer handles, create a silhouette when set in context.



CM3001

H: 176 mm | 6,93" L: 14 mm | 0,55" D: 15 mm | 0,59"

MATERIALS: Brass

FINISHES: Polished Brass
(Also Available in Aged & Brushed Brass)

WEIGHT: 123,4 g / 0,27 Lbs

FIXING SYSTEM: Screws M4



CM3002

H: 14 mm | 0,55" L: 80 mm | 3,15" D: 14 mm | 0,55"

MATERIALS: Brass

FINISHES: Polished Brass
(Also Available in Aged & Brushed Brass)

WEIGHT: 45 g / 0,10 Lbs

FIXING SYSTEM: Screws M4



CM3013

H: 300 mm | 11,8" L: 30 mm | 1,18" D: 35 mm | 1,38"

MATERIALS: Brass

FINISHES: Polished Brass
(Also Available in Aged & Brushed Brass)

WEIGHT: 654 g / 1,44 Lbs

FIXING SYSTEM: Screws M5



CM3014

H: 1000 mm | 39,4" L: 40 mm | 1,57" D: 52 mm | 2,05"

MATERIALS: Brass

FINISHES: Polished Brass
(Also Available in Aged & Brushed Brass)

WEIGHT: 2146 g / 4,73 Lbs

FIXING SYSTEM: Screws M6

COSMOPOLITAN

COLLECTION



SKYLINE E

REF: CM3001

DESCRIPTION

For any major metropolis, beauty is a precious backdrop even to appreciate things from afar. Skylines are the city's profile, an iconic symbol, and just like our furniture door and drawer handles, create a silhouette when set in context. Mix and Match your designs with the Skyline Cabinet and Door Hardware.

MATERIAL

Brass

FINISHES

Polished brass (Also available in Age d & Brushed Brass)

DIMENSIONS

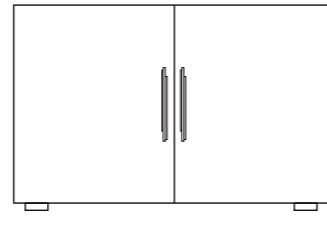
Height: 176 mm | 6,93 in
 Length: 14 mm | 0,55 in
 Depth : 15 mm | 0,59 in

WEIGHT

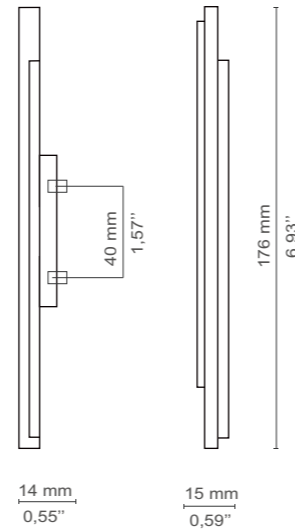
1234 g / 0,27 Lbs

FIXING SYSTEM

M4 Screws



Cabinet



COSMOPOLITAN

COLLECTION



SKYLINE

REF: CM3002

DESCRIPTION

For any major metropolis, beauty is a precious backdrop even to appreciate things from afar. Skylines are the city's profile, an iconic symbol, and just like our furniture door and drawer handles, create a silhouette when set in context. Mix and Match your designs with the Skyline Cabinet and Door Hardware.

MATERIAL

Brass

FINISHES

Polished brass (Also available in Age d & Brushed Brass)

DIMENSIONS

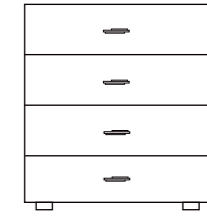
Height: 14 mm | 0,55 in
 Length: 80 mm | 3,15 in
 Depth : 14 mm | 0,55 in

WEIGHT

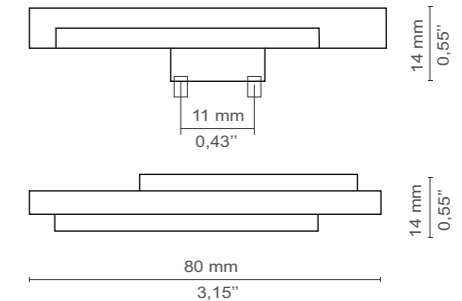
45 g / 0,10 Lbs

FIXING SYSTEM

M4 Screws



Drawer



COSMOPOLITAN

COLLECTION

SKYLINE

REF: CM3058

DESCRIPTION

For any major metropolis, beauty is a precious backdrop even to appreciate things from afar. Skylines are the city's profile, an iconic symbol, and just like our door pull, create a silhouette when set in context. With a new geometric shape, this door handle has a mid-century feel, a mix that exudes functionality and luxury, creating strong and amazing interiors.

MATERIAL

Brass

FINISHES

Polished brass (Also available in Aged & Brushed Brass)

DIMENSIONS

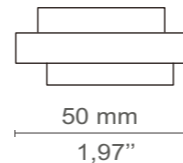
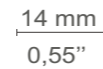
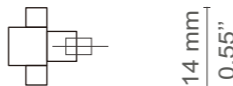
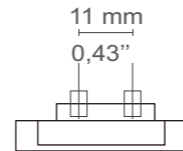
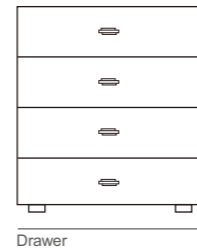
Height: 14 mm | 0,55 in
Length: 50 mm | 1,97 in
Depth: 14 mm | 0,55 in

WEIGHT

33 g / 0,07 Lbs

FIXING SYSTEM

M5 Screws



COSMOPOLITAN

COLLECTION

INFINITY

REF: CM3015

DESCRIPTION

Infinity states for a family of handcrafted drawer pulls with a promise of an everlasting elegance and luxe through time, perfect for your cabinet drawers. A set of Decorative Hardware Drawer Pulls, you can touch over and over again, exuding feminine grace.

MATERIAL

Brass

FINISHES

Polished Brass (Also available in Aged brass & Brushed Brass)

DIMENSIONS

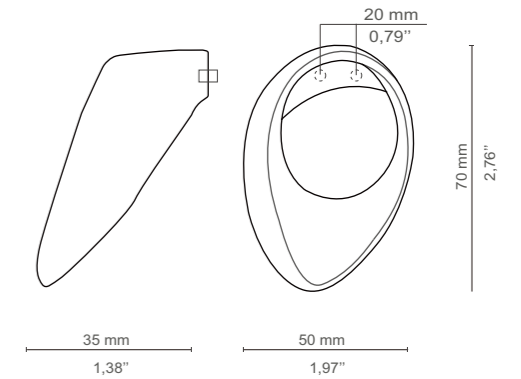
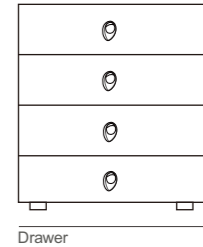
Height: 70 mm | 2,76 in
Length: 50 mm | 1,97 in
Depth: 35 mm | 1,38 in

WEIGHT

153 g / 0,34 Lbs

FIXING SYSTEM

M5 Screws



COSMOPOLITAN

COLLECTION



POKÉ

REF: CM3040

DESCRIPTION

Poke Resembles the very traditional and graceful bowls from Japan. A lavish technique that emerged centuries ago in Japan inspired this Cabinet Handle, made by our artisans with a more contemporary approach to adorn your home and Cabinetry.

MATERIAL

Brass

FINISHES

Polished brass (Also available in Aged & Brushed brass)

DIMENSIONS

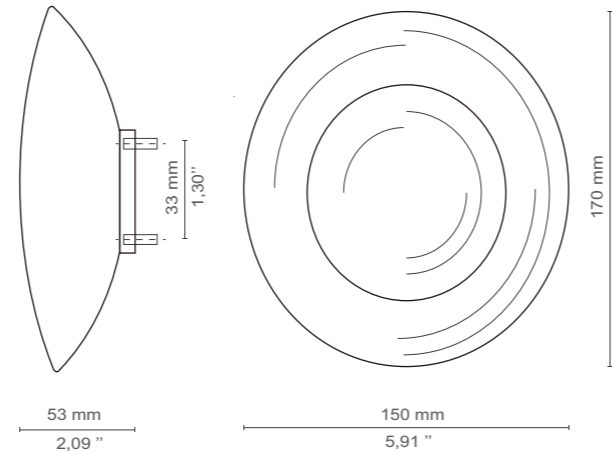
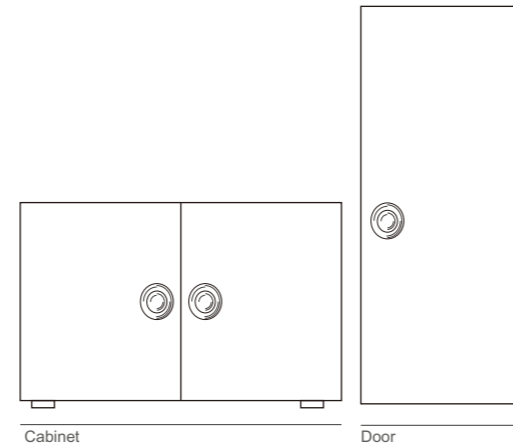
Height: 170 mm | 6,69 in
Length: 150 mm | 5,91 in
Depth: 53 mm | 2,09 in

WEIGHT

1260 g / 2,78 Lbs

FIXING SYSTEM

M5



COSMOPOLITAN

COLLECTION



POKÉ

REF: CM3042

DESCRIPTION

Poke Resembles the very traditional and graceful bowls from Japan. A lavish technique that emerged centuries ago in Japan inspired this Cabinet Handle, made by our artisans with a more contemporary approach to adorn your home and Cabinetry.

MATERIAL

Brass

FINISHES

Polished brass (Also available in Aged & Brushed brass)

DIMENSIONS

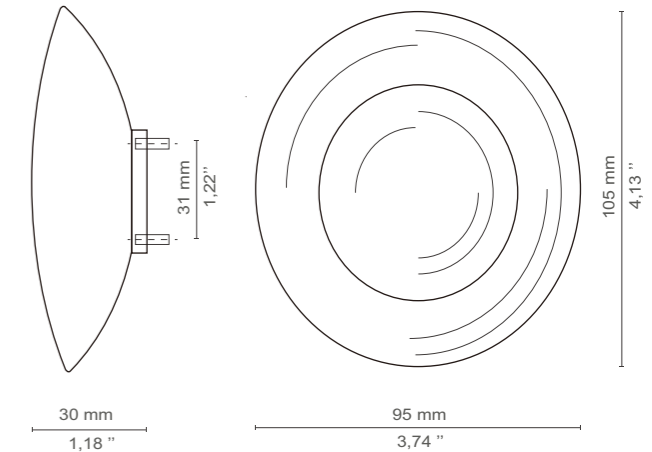
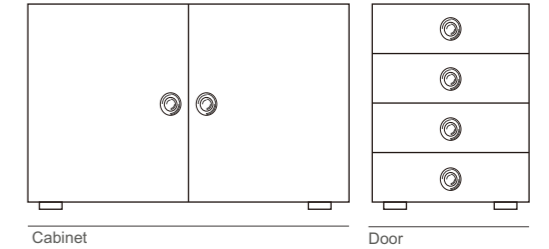
Height: 105 mm | 4,13 in
Length: 95 mm | 3,74 in
Depth: 30 mm | 1,18 in

WEIGHT

1260 g / 2,78 Lbs

FIXING SYSTEM

M5





CM3021

H: 83 mm | 3,27" L: 73 mm | 2,87" D: 30 mm | 1,18"

MATERIALS: Brass

FINISHES: Polished Brass
(Also Available in Aged & Brushed Brass)

WEIGHT: 467 g / 1,03 Lbs

FIXING SYSTEM: Screws M5



CM3039

H: 225 mm | 8,86" L: 35 mm | 1,38" D: 35 mm | 1,38"

MATERIALS: Brass

FINISHES: Polished Brass
(Also Available in Aged & Brushed Brass)

WEIGHT: 400 g / 0,88 Lbs

FIXING SYSTEM: Screws M5



CM3020

H: 230 mm | 9,06" L: 73 mm | 2,87" D: 30 mm | 1,18"

MATERIALS: Brass

FINISHES: Polished Brass
(Also Available in Aged & Brushed Brass)

WEIGHT: 1605 g / 3,54 Lbs

FIXING SYSTEM: Screws M5



CM3029

H: 680 mm | 26,8" L: 73 mm | 2,87" D: 40 mm | 1,57"

MATERIALS: Brass

FINISHES: Polished Brass
(Also Available in Aged & Brushed Brass)

WEIGHT: 3601 g / 7,94 Lbs

FIXING SYSTEM: Screws M5

BARUKA FAMILY

Baruka is our cultural manifest, a perfect reflection of a thousand of years old legacy, an ode to Japan. Made of brass, Baruka represents culture, customs and values, becoming a modern and strong door hardware to embellish your entryway decor.



CM3037R/CM3037L

H: 295 mm | 11,61" L: 110 mm | 4,33" D: 40 mm | 1,57" | MATERIALS: Brass | FINISHES: Polished Brass (Also Available in Aged & Brushed Brass) | WEIGHT: 2535 g / 5,59 Lbs | FIXING SYSTEM: Screws M5

COSMOPOLITAN

COLLECTION



BARUKA

REF: CM304

DESCRIPTION

Baruka is a perfect reection of a culture formed over thousands of years, although cool and colourful like Japan. This is our way to reect a cultural manifest to a strong culture, customs, manners, etiquette and values. Baruka is made of brass, becoming a modern and strong Door Pull to embellish your entryway decor.

MATERIAL

Brass

FINISHES

Polished brass (Also available in Aged & Brushed Brass)

DIMENSIONS

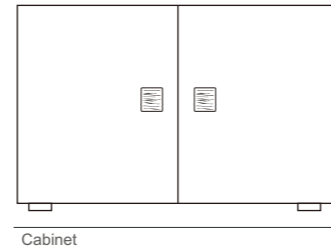
Height: 83 mm | 3,27 in
 Length: 73 mm | 2,87 in
 Depth: 35 mm | 1,38 in

WEIGHT

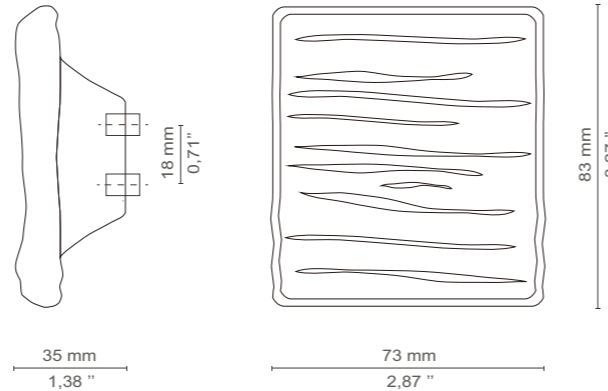
467 g / 1,03 Lbs

FIXINGSYSTEM

M5 Screws



Cabinet



COSMOPOLITAN

COLLECTION

BARUKA

REF: CM3044

DESCRIPTION

Baruka is a perfect reflection of a culture formed over thousands of years, although cool and colourful like Japan. This is our way to reflect a cultural manifest to a strong culture, customs, manners, etiquette and values. Baruka is made of brass, becoming a modern and strong Door Pull to embellish your entryway decor.

MATERIAL

Brass

FINISHES

Polished Brass (Also available in Aged & Brushed brass)

DIMENSIONS

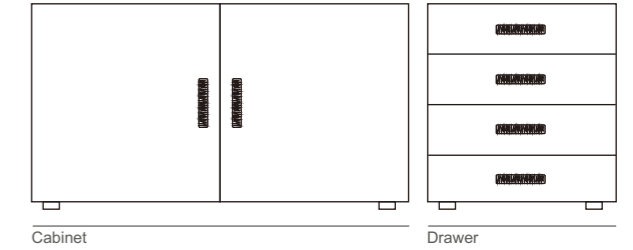
Height: 25 mm | 0,98 in
 Length: 160 mm | 6,30 in
 Depth: 35 mm | 1,38 in

WEIGHT

209 g / 0,46 Lbs

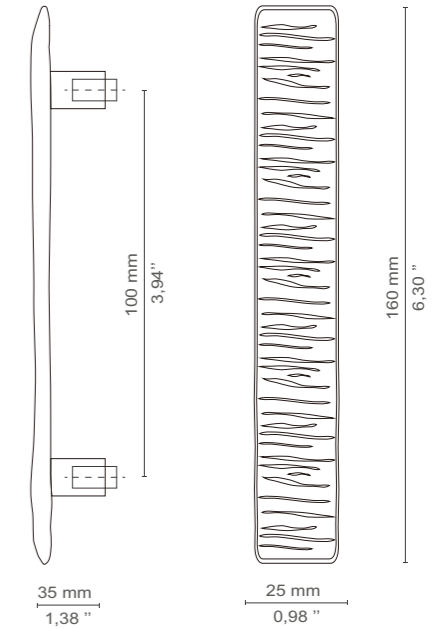
FIXING SYSTEM

M5 Screws



Cabinet

Drawer



COSMOPOLITAN

COLLECTION

BARUKA

REF: CM3039

DESCRIPTION

Baruka is a perfect reection of a culture formed over thousands of years, although cool and colourful like Japan. This is our way to reect a cultural manifest to a strong culture, customs, manners, etiquette and values. Baruka is made of brass, becoming a modern and strong Door Pull to embellish your entryway decor.

MATERIAL

Brass

FINISHES

Polished brass (Also available in Aged & Brushed Brass)

DIMENSIONS

Height: 225 mm | 8,86 in

Length: 35 mm | 1,38 in


Depth: 35 mm | 1,38 in

WEIGHT

400 g / 0,88 Lbs

FIXINGSYSTEM

M5 Screws



Drawer



Door



COSMOPOLITAN

COLLECTION



ERGOS

REF: CM3010

DESCRIPTION

Portraying balance, this particular furniture handles series was shaped by the idea of ergonomics being one of the left pieces to achieve distinctiveness. When merged with beauty, well thought ergonomics create perfect designs. Ergos is our finger print left to you, cabinet hardware unlike by its form and charm.

MATERIAL

Brass

FINISHES

Polished brass (Also available in Aged & Brushed Brass)

DIMENSIONS

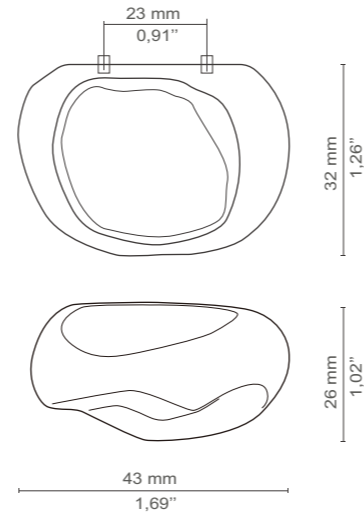
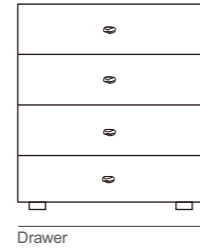
Height: 26 mm | 1,02 in
 Length: 43 mm | 1,69 in
 Depth: 32 mm | 1,26 in

WEIGHT

97 g / 0,21 Lbs

FIXING SYSTEM

M5 Screws



COSMOPOLITAN

COLLECTION



ERGOS

REF: CM3011

DESCRIPTION

Portraying balance, this particular furniture handles series was shaped by the idea of ergonomics being one of the left pieces to achieve distinctiveness. When merged with beauty, well thought ergonomics create perfect designs. Ergos is our finger print left to you, cabinet hardware unlike by its form and charm.

MATERIAL

Brass

FINISHES

Polished brass (Also available in Aged & Brushed Brass)

DIMENSIONS

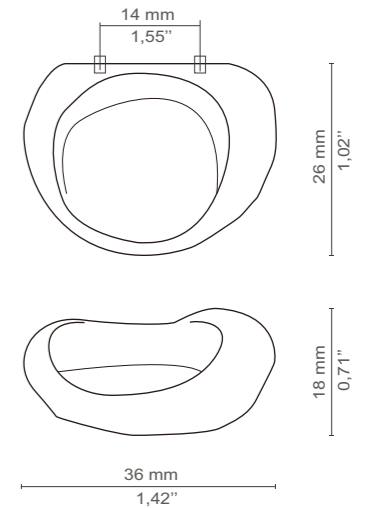
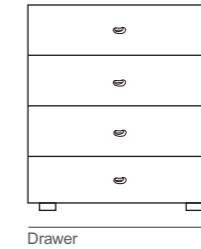
Height: 18 mm | 0,71 in
 Length: 36 mm | 1,42 in
 Depth: 26 mm | 1,02 in

WEIGHT

55,6 g / 0,12 Lbs

FIXING SYSTEM

M5 Screws





KARAT FAMILY

This hardware family is extravagant in its modern form and dwars down the same state of purity and uniqueness that a cut diamond does. Inspired by the fineness of a precious metal, with the Karat series of cabinet hardware, you can uniquely articulate with diverse design aesthetics and create a sculpture scheme.



CM3006

H: 40 mm | 1,57" L: 29 mm | 1,14" D: 19 mm | 0,75"

MATERIALS: Brass

FINISHES: Polished Brass
(Also Available in Aged & Brushed Brass)

WEIGHT: 37,5 g / 0,08 Lbs

FIXING SYSTEM: Screws M4



CM3007

H: 31 mm | 1,22" L: 17 mm | 0,67" D: 17 mm | 0,67"

MATERIALS: Brass

FINISHES: Polished Brass
(Also Available in Aged & Brushed Brass)

WEIGHT: 20 g / 0,04 Lbs

FIXING SYSTEM: Screws M4



CM3012

H: 20 mm | 0,79" L: 28 mm | 1,10" D: 20 mm | 0,79"

MATERIALS: Brass

FINISHES: Polished Brass
(Also Available in Aged & Brushed Brass)

WEIGHT: 50 g / 0,11 Lbs

FIXING SYSTEM: Screws M5



CM3022

H: 50 mm | 1,97" L: 70 mm | 2,76" D: 80 mm | 3,15"

MATERIALS: Brass

FINISHES: Polished Brass
(Also available in Aged & Brushed Brass)

WEIGHT: 820 g / 1,81 Lbs

COSMOPOLITAN

COLLECTION



KARAT E

R F: CM3006

DESCRIPTION

The world of diamonds was the key factor that led us to our furniture drawer handle Karat. Is extravagant in its modern form and draws down the same state of purity and uniqueness a cut diamond does. Inspired in the fineness of a precious metal, with Karat series of cabinet hardware, you can uniquely articulate with divers design aesthetics and create a sculpture scheme.

MATERIAL

Brass

FINISHES

Polish ed br ass (Also available in Aged & Brushed Br ass)

DIMENSIONS

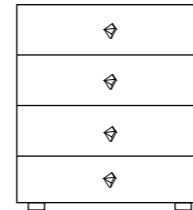
Height: 40 mm | 1,57 in
Length: 29 mm | 1,14 in
Depth: 19 mm | 0,75 in

WEIGHT

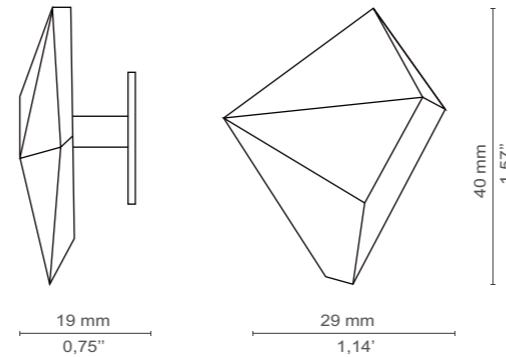
37,5 g / 0,08 Lbs

FIXING SYSTEM

M4 Screws



Drawer



COSMOPOLITAN

COLLECTION



KARAT E

R F: CM3012

DESCRIPTION

The world of diamonds was the key factor that led us to our furniture drawer handle Karat. Is extravagant in its modern form and draws down the same state of purity and uniqueness a cut diamond does. Inspired in the fineness of a precious metal, with Karat series of cabinet hardware, you can uniquely articulate with divers design aesthetics and create a sculpture scheme.

MATERIAL

Brass

FINISHES

Polish ed bra ss (Also available in Aged & Brushed Brass)

DIMENSIONS

Height: 20 mm | 0,79 in
Length: 28 mm | 1,10 in
Depth :20 mm | 0,79 in

WEIGHT

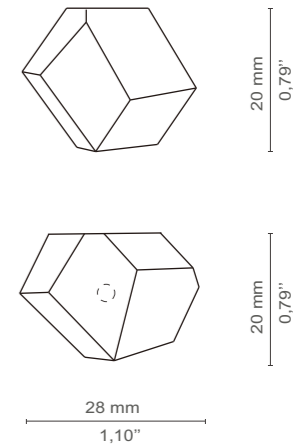
50 g / 0,11 Lbs

FIXING SYSTEM

M5 Screws



Drawer





SKYLINE
CM3001
Cabinet Handle



SKYLINE
CM3002
Drawer Handle



SKYLINE
CM3013
Door Pull



SKYLINE
CM3014
Door Pull



SKYLINE
CM3017
Door Pull



SKYLINE
CM3018R/ CM3018L
Door Lever



SKYLINE
CM3019
Cabinet Handle



SKYLINE MARBLE
CM3034
Door Pull



SKYLINE
CM3050
Drawer Handle



KARAT
CM3006
Drawer Handle



KARAT
CM3007
Drawer Handle



KARAT
CM3012
Drawer Handle



KARAT
CM3022
Door Knob



ATLAS
CM3008
Cabinet Handle



ATLAS
CM3009
Drawer Handle



ERGOS
CM3011
Drawer Handle



ERGOS
CM3010
Drawer Handle



IKE
CM3036
Drawer Handle



MACARON
CM3005
Drawer Handle



TIFFANY MARBLE
CM3003
Drawer Handle



TIFFANY MARBLE
CM3004
Drawer Handle



TIFFANY MARBLE
CM3026
Cabinet Handle



INFINITY
CM3015
Drawer Handle



INFINITY
CM3016
Drawer Handle



INFINITY
CM3041
Cabinet Handle



BARUKA
CM3021
Cabinet Handle



BARUKA
CM3039
Cabinet Handle



BARUKA
CM3020
Door Pull



POKÉ
CM3040
Cabinet Handle & Door Pull



POKÉ
CM3042
Drawer Handle



BARUKA
CM3029
Door Pull



BARUKA
CM3037R/ CM3037L
Door Pull



BARUKA
CM3043R/ CM3043L
Door Lever



BARUKA
CM3044
Drawer Handle



SPEAR
CM3023
Door Pull



SPEAR
CM3024
Door Pull



PIANOA
CM3052
Drawer Handle



LIBERTY
CM3025
Door Lever



WALTZ
CM3027
Drawer Handle



WALTZ
CM3028
Drawer Handle



WALTZ
CM3032
Drawer Handle



WALTZ
CM3045
Drawer Handle



ROMAN
CM3030
Door Pull



ROMAN
CM3031
Door Pull

TWIST COLLECTION

INNOVATIVE DESIGN WITH A MID-CENTURY TOUCH

LIMITED EDITION

UNIQUE FORMS, SHAPES & TEXTURES

TWIST COLLECTION



HENDRIX
TW5003R/ TW5003L
DOOR PULL



BRUBECK
TW5001
DOOR PULL



BRUBECK
TW5002
CABINET HANDLE



BRUBECK
TW5015R/L
DRAWER HANDLE



HENDRIX

Inspired in Mid Century Style, with contemporary influences, an appropriation of Delightfull's luxurious design complements. Hendrix is a series of Door Hardware with Mid Size Door Pulls, to create an architectural silhouette in your door designs.



TW5010

Diam: 100 mm | 3,94" D: 40 mm | 1,57"

MATERIALS: Brass

FINISHES: Gold Plated

(Also available in Brushed Brass, Brushed Nickel, Aged Brass, Copper Plated, Nickel Plated, Black Nickel Plated)

WEIGHT: 209 g / 0,46 Lbs

FIXING SYSTEM: Screws M5



TW5003

Diam: 224 mm | 8,82" D: 40 mm | 1,57"

MATERIALS: Brass

FINISHES: Gold Plated

(Also available in Brushed Brass, Brushed Nickel, Aged Brass, Copper Plated, Nickel Plated, Black Nickel Plated)

WEIGHT: 617 g / 1,36 Lbs

FIXING SYSTEM: Screws M5



TW5004

Diam: 224 mm | 8,82" D: 40 mm | 1,57"

MATERIALS: Brass

FINISHES: Gold Plated

(Also available in Brushed Brass, Brushed Nickel, Aged Brass, Copper Plated, Nickel Plated, Black Nickel Plated)

WEIGHT: 601 g / 1,32 Lbs

FIXING SYSTEM: Screws M5



TW5009

Diam: 400 mm | 15,75" D: 45 mm | 1,77"

MATERIALS: Brass

FINISHES: Nickel Plated

(Also available in Brushed Brass, Brushed Nickel, Aged Brass, Copper Plated, Gold Plated, Black Nickel Plated)

WEIGHT: 1700 g / 3,75 Lbs

FIXING SYSTEM: Screws M8

TWIST
COLLECTION



HENDRIX E

R F: TW5 003

DESCRIPTION

Inspired in Mid Century Style, with contemporary influences, an apropiation of Delightfull's luxurious design complements. Hendrix is a series of Door Hardware with Mid Size Door Pulls, to create an architectural silhouette in your door designs.

MATERIAL

Brass

FINISHES

Gold Plated (Also available in Brushed Brass, Brushed Nickel, Aged Brass, Copper Plated, Nickel Plated, Black Nickel Plated)

DIMENSIONS

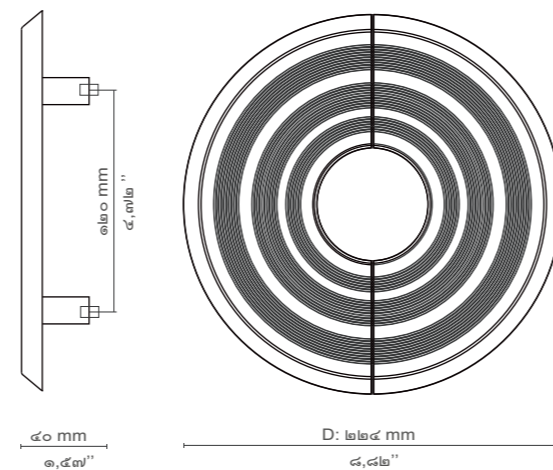
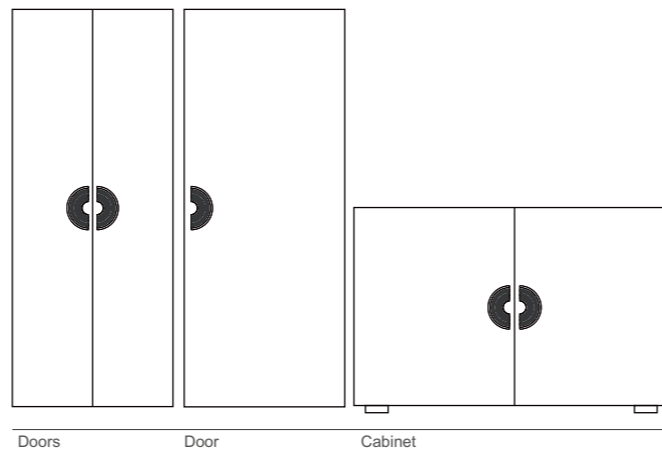
Diam: 224 mm | 8,82 in
Depth : 40 mm | 1,57 in

WEIGHT


617 g / 1,36 Lbs

FIXING SYSTEM

M5 Screws



TWIST
COLLECTION



BRUBECK

REF: TW5001

DESCRIPTION

Asymmetrical polished brass tubes compose this artistical series of Furniture and Door Handles taking inspiration in Deligthfull's most luxurious lamps. Adorn your designs, doors, cabinetry and furniture with Brubeck pulls.

MATERIAL

Brass

FINISHES

Gold Plated (Also available in Brushed Brass, Brushed Nickel, Aged Brass, Copper Plated, Nickel Plated, Black Nickel Plated)

DIMENSIONS

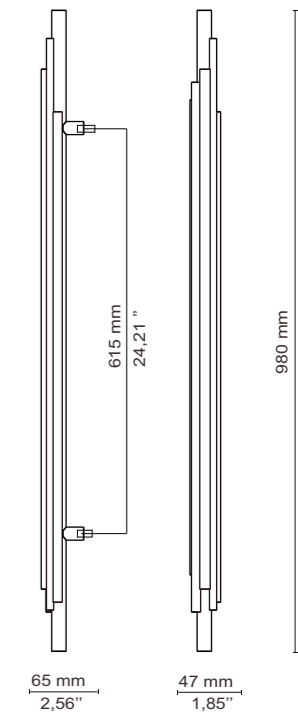
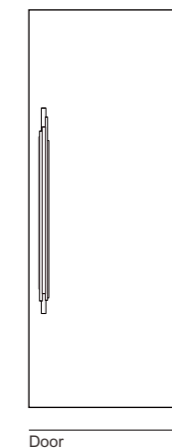
Height: 980 mm | 38, 58 in
Length: 47 mm | 1,85 in
Depth: 65 mm | 2,56 in

WEIGHT

1950 g / 4,30 Lbs

FIXING SYSTEM

M5 Screws





BRUBECK

Asymmetrical polished brass tubes compose this artistic series of furniture and door handles taking inspiration in Delighfull's most luxurious lamps. Adorn your designs, doors, cabinetry and furniture with Brubeck pulls.



TW5001

H: 980 mm | 38,58" L: 47 mm | 1,85" D: 65 mm | 2,56"
MATERIALS: Brass
FINISHES: Gold Plated
(Also available in Brushed Brass, Brushed Nickel, Aged Brass, Copper Plated, Nickel Plated, Black Nickel Plated)
WEIGHT: 1950 g / 4,30 Lbs
FIXING SYSTEM: Screws M5



TW5002

H: 300 mm | 11,81" L: 41 mm | 1,61" D: 64 mm | 2,52"
MATERIALS: Brass
FINISHES: Gold Plated
(Also available in Brushed Brass, Brushed Nickel, Aged Brass, Copper Plated, Nickel Plated, Black Nickel Plated)
WEIGHT: 350 g / 0,77 Lbs
FIXING SYSTEM: Screws M5



BRUBECK

REF: TW5002

DESCRIPTION

Asymmetrical polished brass tubes compose this artistic series of Furniture and Door Handles taking inspiration in Delighfull's most luxurious lamps.

Adorn your designs, doors, cabinetry and furniture with Brubeck pulls.

MATERIAL

Brass

FINISHES

Gold Plated (Also available in Brushed Brass, Brushed Nickel, Aged Brass, Copper Plated, Nickel Plated, Black Nickel Plated)

DIMENSIONS

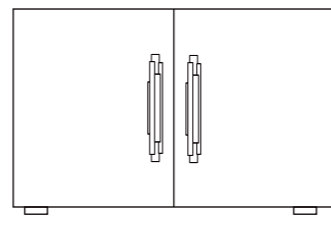
Height: 300 mm | 11,81 in
Length: 41 mm | 1,61 in
Depth: 64 mm | 2,52 in

WEIGHT

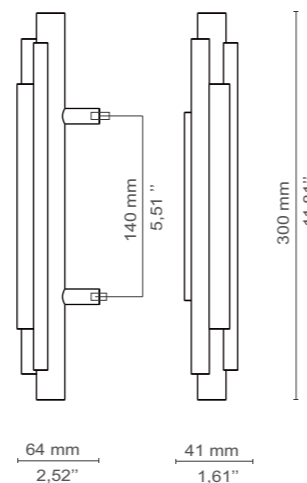
350 g / 0,77 Lbs

FIXING SYSTEM

M5 Screws



Cabinet



BRUBECK

REF: TW 5015L

DESCRIPTION

Asymmetrical polished brass tubes compose this artistic series of Furniture and Drawer Handles taking inspiration in Delighfull's most luxurious lamps.

Adorn your designs, doors, cabinetry and furniture with Brubeck pulls.

MATERIAL

Brass

FINISHES

Gold Plated (Also available in Brushed Brass, Brushed Nickel, Aged Brass, Copper Plated, Nickel Plated, Black Nickel Plated)

DIMENSIONS

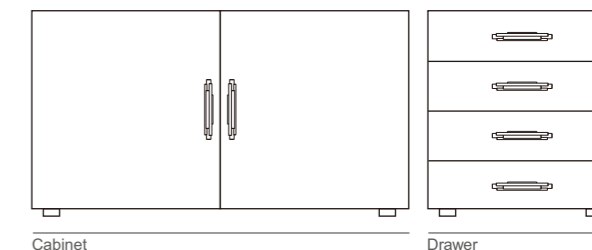
Height: 24 mm | 0,94 in
Length: 140 mm | 5,51 in
Depth : 49 mm | 1,93 in

WEIGHT

350 g / 0,77 Lb s

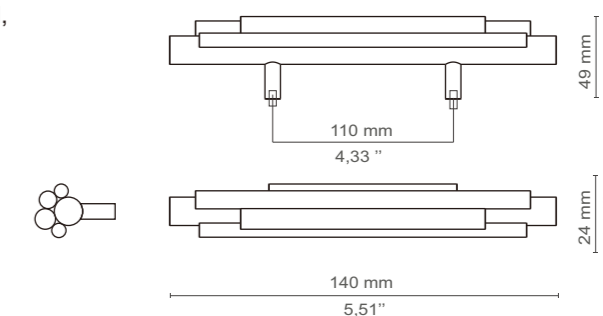
FIXING SYSTEM

M5 Screws



Cabinet

Drawer





BRUBECK
TW5001
Door Pull



BRUBECK
TW5002
Cabinet Handle



HENDRIX
TW5003R/ TW5003L
Door Pull



HENDRIX
TW5004
Door Pull



HENDRIX
TW5009
Door Pull



HENDRIX
TW5010
Cabinet Handle & Door Pull



QUANTUM
TW5005
Door Pull



QUANTUM
TW5006
Cabinet Handle



MONOCLES
TW5007
Drawer Handle



MONOCLES
TW5008
Drawer Handle



MONOCLES
TW5014
Drawer Handle

MATERIALS & FINISHES

The paramount of our ethos is to present a Standard Customization Luxury Service, to complement your unique architectural or interior design project. Each unique masterpiece is handcrafted and hand-finished, and as such, product appearances may vary in color and texture, as well as the colors of the natural stones, from the images in the Catalogue. For further information, please speak directly with a PullCast Brand Ambassador.

PullCast sets out the following materials as standard: Brass or Aluminium. For standard finishes – Polished, Brushed or Aged Finishes, Gold Plated, Rose Gold, Nickel, Brushed Nickel, Black Nickel, Plated or Copper Plated Finishes. All our artwork can be complemented with a UV varnish coating or remain with a natural finish.



BRASS



BRUSHED BRASS



AGED BRASS



GOLD PLATED



ROSE GOLD



COPPER



NICKEL PLATED



BRUSHED NICKEL



BLACK NICKEL

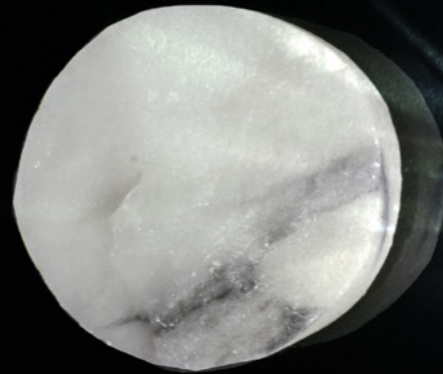


ALUMINIUM

STONES & CRYSTALS

The selection of Stones and Diamonds is the first step towards crafting the jewelry hardware piece of your dreams. We are dedicated to perfectly complement our customers' personality and style and with each stone, a unique and inimitable creation is made. Guatemala is a beautiful emerald green stone that adds a touch of mid-century lux to any Design. Nero Marquina is a beautiful black stone with stripes of white, adding texture and elegance to a hardware piece. The variety of quartz is white rose and black, with rough edges and texture that exudes wild and raw beauty. Marble Estremoz is a kind of white marble quarried in Portugal, a special and truly traditional stone. Swarovski crystals are one of the options that need no introduction to the luxury world of jewelry design, and Zirconia is a shiny and strong stone that adds sparkle and amazing detail to the hardware.

CARRARA MARBLE



QUARTZ



SWAROVSKI CRYSTALS



GUATEMALA MARBLE



NERO MARQUINA MARBLE



CUBIC ZIRCONIA CRYSTALS



WHEN PASSIONATELY IN SEARCH FOR AUTHENTICITY, WE HAVE STUMBLERD INTO DECORATIVE HARDWARE

WWW.PULLCAST.EU | INFO@PULLCAST.EU

As a team, we believe in discovering your personal and professional ethics and essence, and always be open to new discoveries. That's the challenge and beauty in every process, to keep an open spirit while becoming a master at your craft. Take any inspiration you can and materialize it beyond the ordinary. The pursuit of mastery will give you the skills you need to conquer authenticity.

We believe knowledge arises when you explore deeper and find meaning in every surrounding, exploring with maturity and thought in order to draw a richer future in design, filled with inspiration, beauty, and functionality.

Our team of artisans, designers, artists, and marketers have an understanding of unity and a diversity of experiences and passionately work together to find enlightenment moments, interesting and brilliant inspirations every day, expressing them through unique pieces of hardware jewelry. It's always a temptation for us to go beyond what has been done, to raise our vision and endlessly pursuit an imminent concept of jewelry in the decorative hardware market.

PullCast Team
Rui Pinto | João Barros

Our Temptations are pinpointed by a circle of aggregation of the NATURAL WORLD, HERITAGE, CULTURE, DESIGN AND INNOVATION, all with the same importance and impact in our final creations.

We want to explore the once-in-a-millennium moments with great understanding and influences from the history of art, design, crafts and trend movements. It's an awe-inspiring power of expertise and discoveries that will impact the world's future in design, art, and craftsmanship.

It has been an accelerated growth for PullCast, mainly due to what we believe comes from awareness, fearlessness, and curiosity. We are on an eternal mission to reproduce the world's purest forms and most beautiful details. We thrive on breaking frontiers and connecting with the world through peculiar expressions that allow us to create unparalleled designs.

Truth be told, pure beauty can be found anywhere!
We wish you all unique experiences through life!

LAUF
MATERIALS

www.laufmaterials.com

